

南京中医药大学翰林学院
2023-2024 学年本科教学质量报告



.....	3
.....	4
.....	7
.....	11
.....	17
.....	24
.....	32
.....	34
.....	37

1.

1-3 2023 " "

2023		150	155	149	95.51%
		150	150	137	91.33%
		130	135	120	88.89%
		130	133	131	98.50%
		140	149	139	93.29%
		700	722	676	93.63%

1.

2023- 2024 1571 69
29 13 111 17.5

1.1

2023- 2024 69 3 15
1 2 48 100%

2-1

	69	0	48	17	4
	100%	0	69.6%	24.6%	5.8%

1.2

2023- 2024 35 24
34.8%

2-2

		35	35
	69	45	24
	100%	65.2%	34.8%

1.3

2023- 2024 67
97.1%

2-3

	69	11	56	2
	100%	15.9%	81.2%	2.9%

1.

2023- 2024 69

100%

2

1.

.

.1

	279182.3		165183.5
		2024 11	
53419.04			12004
71864.41			

.2

	6102		10000
770			
	2023-2024		
30.3	579	27	
55	2265366	5	1
	94.5		

.3

	2024 8		3391.05
2024		53.45	
21585.29			1.60%
			868

.

1.8G

20

1.

20

5

" " "

2.

2011 2016 2023 3 48

MOC

" "+"

2015

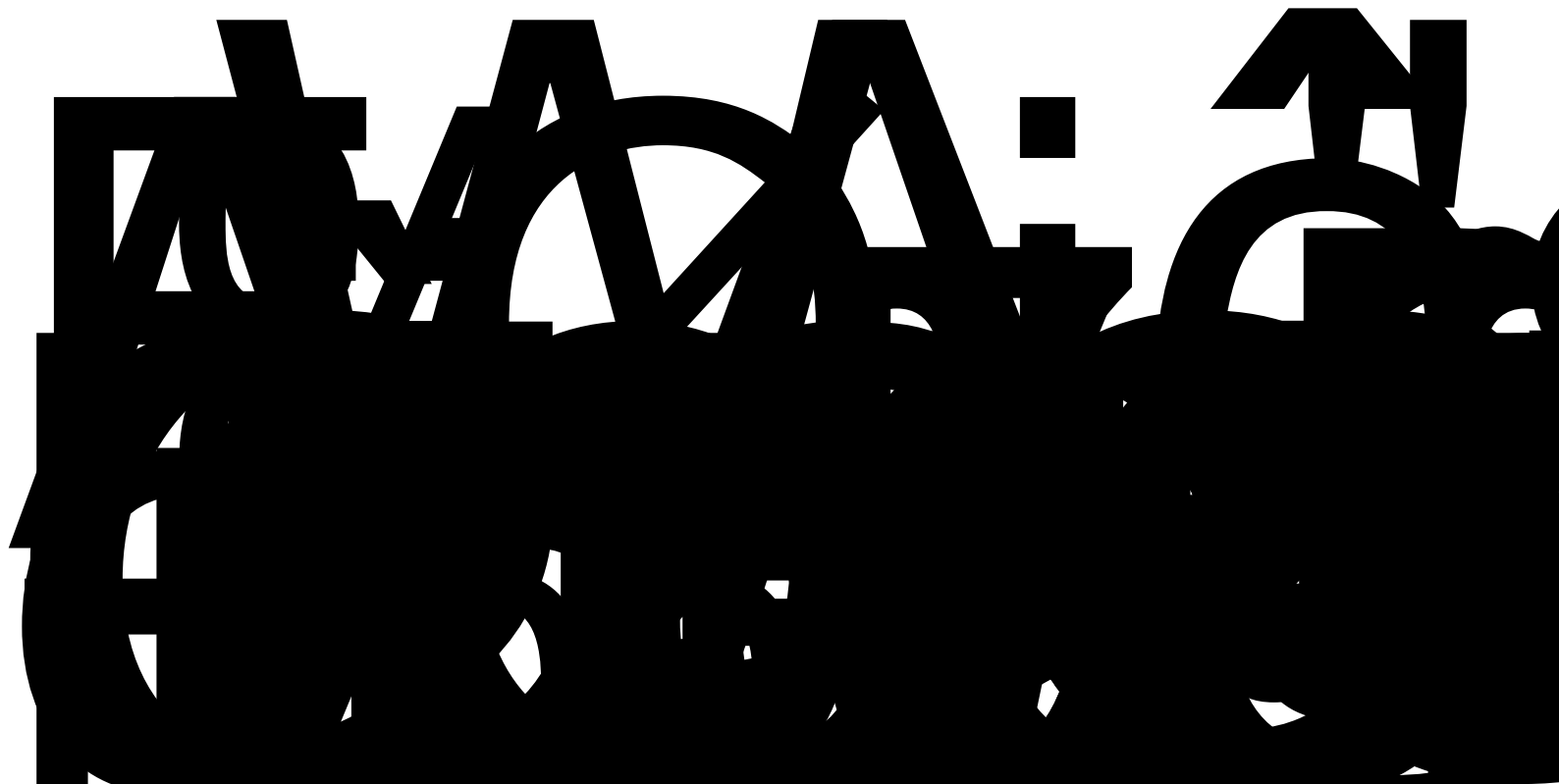
2022

" " 2023

“ ”

3.

3.1



" " " "

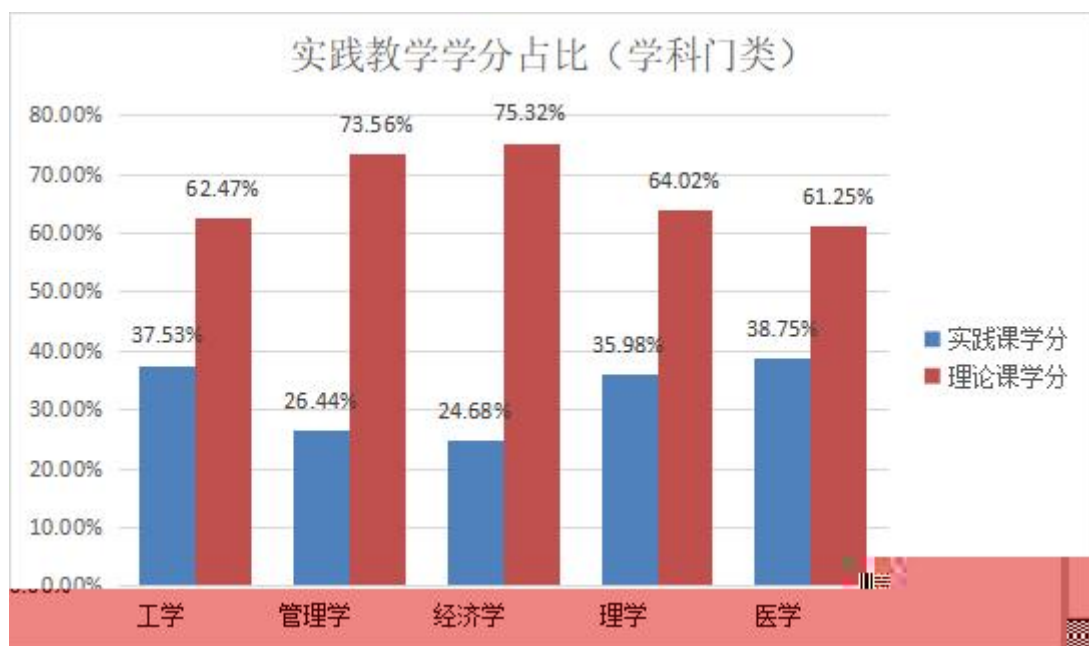
" "

" "

.

" "

100%



实践教学学分占比（专业）



"

"

"

"

"

" 4

2023- 2024

162

2023- 2024

6

3-1 2023— 2024

1	
2	

3	pH
4	—
5	-
6	-


2024

1.

	"		"						
			2024	4					
			"		"				
				50				6	
		17			27		24	20	
6	"	333	"	1	"	"			2
	"			"	1				
						"	"		
	"			"					
		3							
32									
			"		"				
									"
	"								
2023- 2024			30. 3%			95. 1%			

2.

								"	
	"								



2024

4

-

"

"

6

14

24

23

16

5

" 333

"

1

"

"

2

"

" 1

"

"

È

"

"

"

"

"

"

3

32

2023- 2024

23. 8%

93. 6%

3.

"

A

"

8\$ @ 5\$ @ \$ 1\$ @ \$ 00€

7 +

22

5

Ÿ J Î - C J k ç B.0,59 C ŠB. 28P0

10

*6@ -&

80%

.

110

2010

14

7

"

"

"

"

"

—

"

"

"

"

23

1

8

100%

1

2

" 333"

1

7

30%

15


1

1

"

+"

3



2017

" 1234"

" "

" "

"

"

"

40%

" PCI B

" 3

" OCALE

"

2.

2.1

2.2

2.2.1

" "

2.2.2

1

2/3

2.3

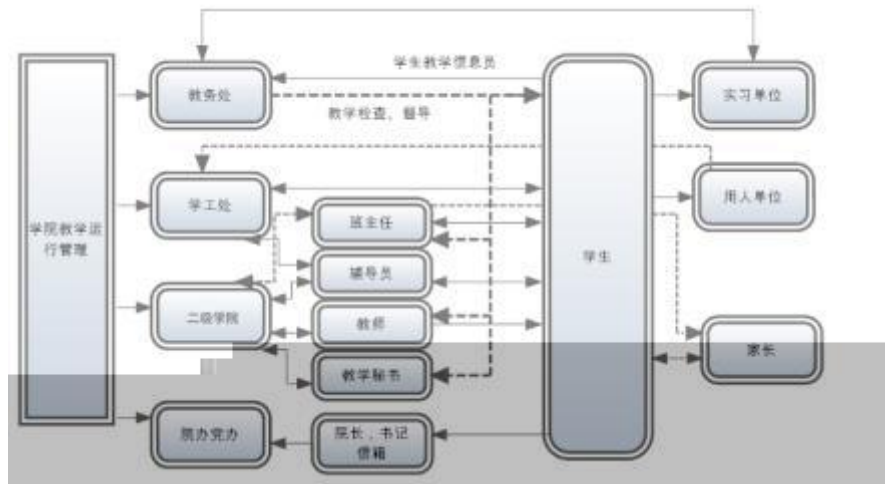
90%

97.79%

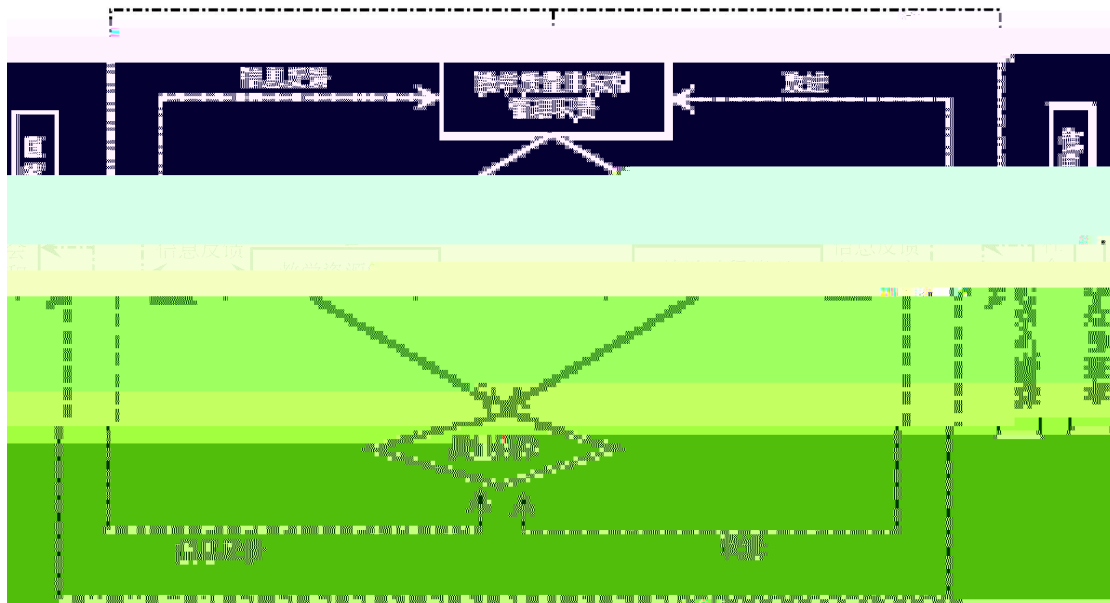
180

2.

2. .1



5-1



5-2

2. .2

5-1

1	
2	
3	
4	
5	
6	
7	
8	
9	

10

11

12

13

14

"

"

-

-

3.2

48

.

.

.1

.2

.3



2023-2024

1570

1415

SOP 90.13%

1.2

ê

Σ

2024

6

54.31%

8.3%


2.

6

56%

1112

11



" 91job "

2024

1. 3

"

"

" 4345"

"

"

1.1 3

"

"

42 500 N

+

176 Mo * AGy

“ ”

“ ”

“ ” “ ”

“ ” “ ” “ ” “ ” “ ”

“

1.

" "

" "

2.

.

1571	111	17.5

.

	/	21585.29
--	---	----------

.

	53.45
--	-------

.

		/
303000	1571	193

.

2265366	246310

.

(/)	(/)
34.01	7.64

10.

	/
606.1	3858.05

11.

	89.7
--	------

12.

		/
1616800	1571	1029.15

13.

		/
81. 12	1571	516. 4

1 .

465	399

1 .

	%
	37. 53%
	26. 44%
	24. 68%
	35. 98%
	38. 75%

1 .

	%
	38. 24%
	36. 82%
	26. 32%
	29. 69%
	26. 50%
	24. 87%
	31. 12%
	21. 17%
	47. 77%
	42. 18%
()	31. 60%
	34. 12%
	31. 80%
	33. 18%
	48. 61%
	41. 15%
	20. 22%
	43. 75%
	37. 67%
	42. 50%
	36. 11%
	38. 24%

1 .

	%
	19.75
	19.61
	21.48
	17.07
	13.62

1 .

	%
	19.90
	20.77
	20.61
	11.88
	16.63
	19.40
	17.73
	20.11
	19.43
	18.87
	22.16
	13.08
	20.10
	16.59
	15.45
	13.41
	14.37

1 .

	%
21	77.27

20.

	%
	0
	0
	0
	0
	0

	866	864	99.77%
()	3	3	100.00%
	2	2	100.00%
	147	147	100.00%
	4	3	75.00%
	132	132	100.00%
	1	1	100.00%
	145	145	100.00%
	2	2	100.00%
	156	156	100.00%
	56	56	100.00%
	94	84	100.00%
	3	3	100.00%
	121	120	99.17%

2 .

	3	3	100.00%
	1	1	100.00%
	2	2	100.00%
	294	269	91.50%
	4	4	100.00%
	237	227	95.78%

mř 0, 0 c



		6)	6)	56)	56)	56)	6)
		88. 24%(120/ 136)	84. 56%(115/ 136)	0. 00%(0/ 136)	0. 00%(0/ 136)	3. 68%(5/13 6)	0. 00%(0/1 36)
		79. 55%(249/ 313)	63. 90%(200/ 313)	0. 00%(0/ 313)	0. 00%(0/ 313)	15. 65%(49/ 313)	3. 51%(11/ 313)
		66. 88%(105/ 157)	64. 97%(102/ 157)	0. 00%(0/ 157)	0. 00%(0/ 157)	1. 91%(3/15 7)	3. 18%(5/1 57)
		71. 58%(68/9 5)	68. 42%(65/9 5)	0. 00%(0/ 95)	0. 00%(0/ 95)	3. 16%(3/95)	0. 00%(0/9 5)
		100. 00%(1/1)	100. 00%(1/1)	0. 00%(0/ 1)	0. 00%(0/ 1)	0. 00%(0/1)	0. 00%(0/1)
		33. 33%(1/3)	33. 33%(1/3)	0. 00%(0/ 3)	0. 00%(0/ 3)	0. 00%(0/3)	0. 00%(0/3)
		0. 00%(0/3)	0. 00%(0/3)	0. 00%(0/ 3)	0. 00%(0/ 3)	0. 00%(0/3)	0. 00%(0/3)
		67. 57%(175/ 259)	65. 25%(169/ 259)	0. 00%(0/ 259)	0. 00%(0/ 259)	2. 32%(6/25 9)	1. 93%(5/2 59)
		77. 85%(116/ 149)	77. 18%(115/ 149)	0. 00%(0/ 149)	0. 67%(1/ 149)	0. 00%(0/14 9)	7. 38%(11/ 149)
		77. 40%(113/ 146)	73. 97%(108/ 146)	0. 68%(1/ 146)	1. 37%(2/ 146)	1. 37%(2/14 6)	4. 11%(6/1 46)
	()	66. 67%(2/3)	66. 67%(2/3)	0. 00%(0/ 3)	0. 00%(0/ 3)	0. 00%(0/3)	0. 00%(0/3)
	()	100. 00%(1/1)	100. 00%(1/1)	0. 00%(0/ 1)	0. 00%(0/ 1)	0. 00%(0/1)	0. 00%(0/1)
		77. 59%(232/ 299)	75. 59%(226/ 299)	0. 33%(1/ 299)	1. 00%(3/ 299)	0. 67%(2/29 9)	5. 69%(17/ 299)
		75. 32%(656/ 871)	68. 31%(595/ 871)	0. 11%(1/ 871)	0. 34%(3/ 871)	6. 54%(57/8 71)	3. 79%(33/ 871)